


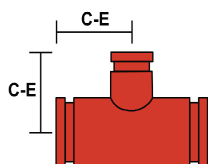
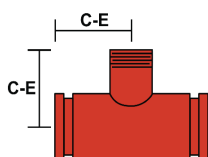




Grooved Fittings

Reducing Tee

www.texline.com 
903.564.3554 
sales@texline.com 



| Reducing Tee | | | |
|--------------|--------|--------------------|-------|
| Size | C-E | Weight Fig.7061 | |
| | | S/10 | S/40 |
| 14x14x8 | 11 | -- | 114.9 |
| 14x14x10 | 11 | -- | 124.1 |
| 14x14x12 | 11 | --- | 135.8 |
| 16x16x8 | 12 | -- | 139.6 |
| 16x16x10 | 12 | --- | 147.9 |
| 16x16x12 | 12 | -- | 157.2 |
| 18x18x10 | 15 1/2 | -- | 212.7 |
| 18x18x12 | 15 1/2 | -- | 222.7 |
| 18x18x14 | 15 1/2 | -- | 229.8 |
| 18x18x16 | 15 1/2 | --- | 244.5 |
| 20x20x14 | 17 1/4 | -- | 274.7 |
| 20x20x16 | 17 1/4 | --- | 287.6 |
| 20x20x18 | 17 1/4 | -- | 304.9 |
| 24x24x8 | 20 | --- | 338.9 |
| 24x24x10 | 20 | --- | 349.4 |
| 24x24x12 | 20 | --- | 359 |
| 24x24x14 | 20 | --- | 365.1 |
| 24x24x16 | 20 | --- | 376.3 |
| 24x24x18 | 20 | --- | 389.7 |
| 24x24x20 | 20 | --- | 406.5 |

Dimensions listed in inches and approximate weight in pounds.
Additional sizes available on request.

ALL FITTINGS AVAILABLE IN SCH 10 OR SCH 40- PAINTED, GALVANIZED, OR 304/316 STAINLESS STEEL FITTINGS 1-1/4" THRU 12" ARE UL, ULC, FM, APPROVED.

DRAIN ELLS HAVE A STANDARD 1" FEMALE OUTLET WITH OTHER SIZES AVAILABLE.
ALL WEIGHTS BASED ON SCH 10 FITTINGS.